



**SIGGRAPH2004**



SIGGRAPH2004

# **Cords: Keyframe Control of Curves with Physical Properties**

Patrick Coleman and Karan Singh  
Dynamic Graphics Project, University of Toronto  
August 11, 2004

# Motivation



SIGGRAPH2004

- Precise interactive control of curves with physical appearance properties
- String, wire, rubber bands, etc.




# Motivation



SIGGRAPH2004

- Artistic control of primitives that interact with geometry



# Motivation



SIGGRAPH2004

- *Ryan*





SIGGRAPH2004

# Design Requirements

- Intuitive parameter space
- Interactive and precise control
- Continuous shape for keyframe animation
- No dependence on simulation data



# Related Work

- Physical simulation
  - Terzopoulos et al. 87, Pai 02
- Empirical simulation
  - Brown 04
- Faking dynamics
  - Barzel 97

# Traditional Curve Modeling



SIGGRAPH2004

- Animators and modelers understand the control point editing paradigm
- Interaction with scene geometry can require arbitrarily complex shapes
  - Too many control points
  - Shape and detail change with animation





# Simulation

- Animators control initial state, environment, and simulation parameters
  - Excellent for reactive motion
  - Adheres to a given physical model
- Control
  - Hard to achieve desired response
  - Can't specify shape at arbitrary time



SIGGRAPH2004

# Contributions

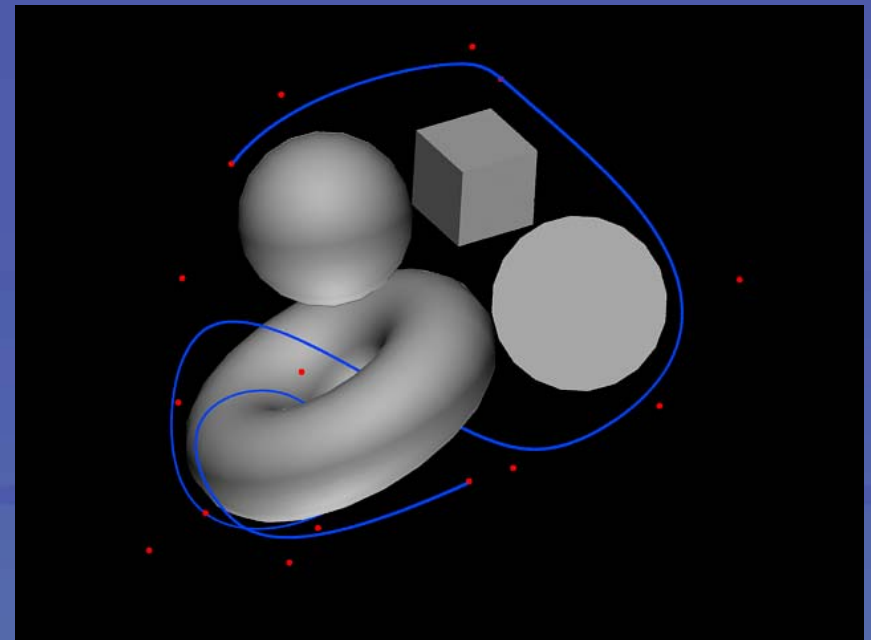
- Precise control for keyframe animation
- Automatic bending and wrapping
- Intuitive parameter space for predictable response
- Easy to code algorithms

# Cords Approach



SIGGRAPH2004

- User controls general path with a *guide curve*
  - Arbitrary parametric curve in space  $f(t)$

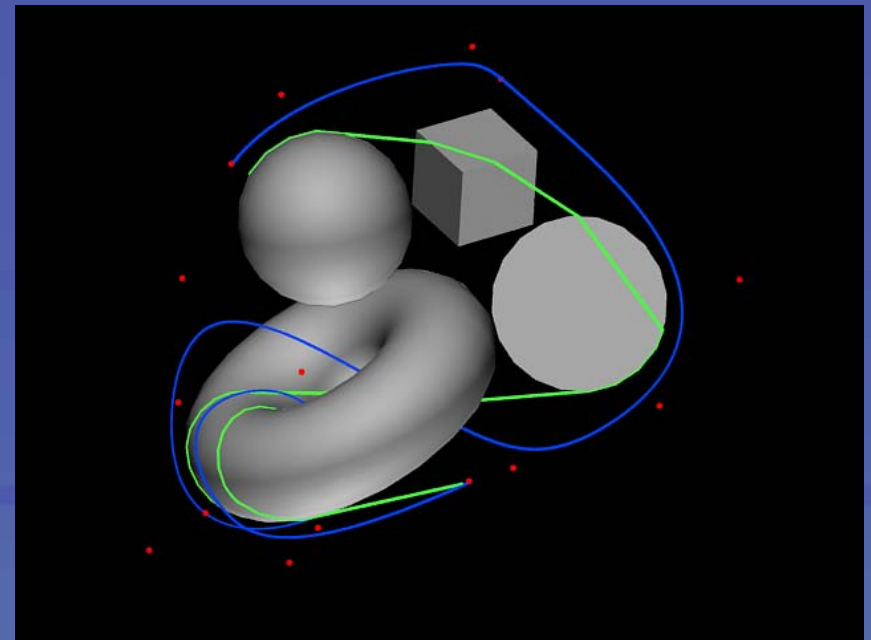


# Cords Approach



SIGGRAPH2004


- Procedural generation of cord
  - Analytic, continuous shape that follows guide curve
  - Material-like properties of **length**, **stiffness**, **elasticity**



# Cords Approach



SIGGRAPH2004





SIGGRAPH2004

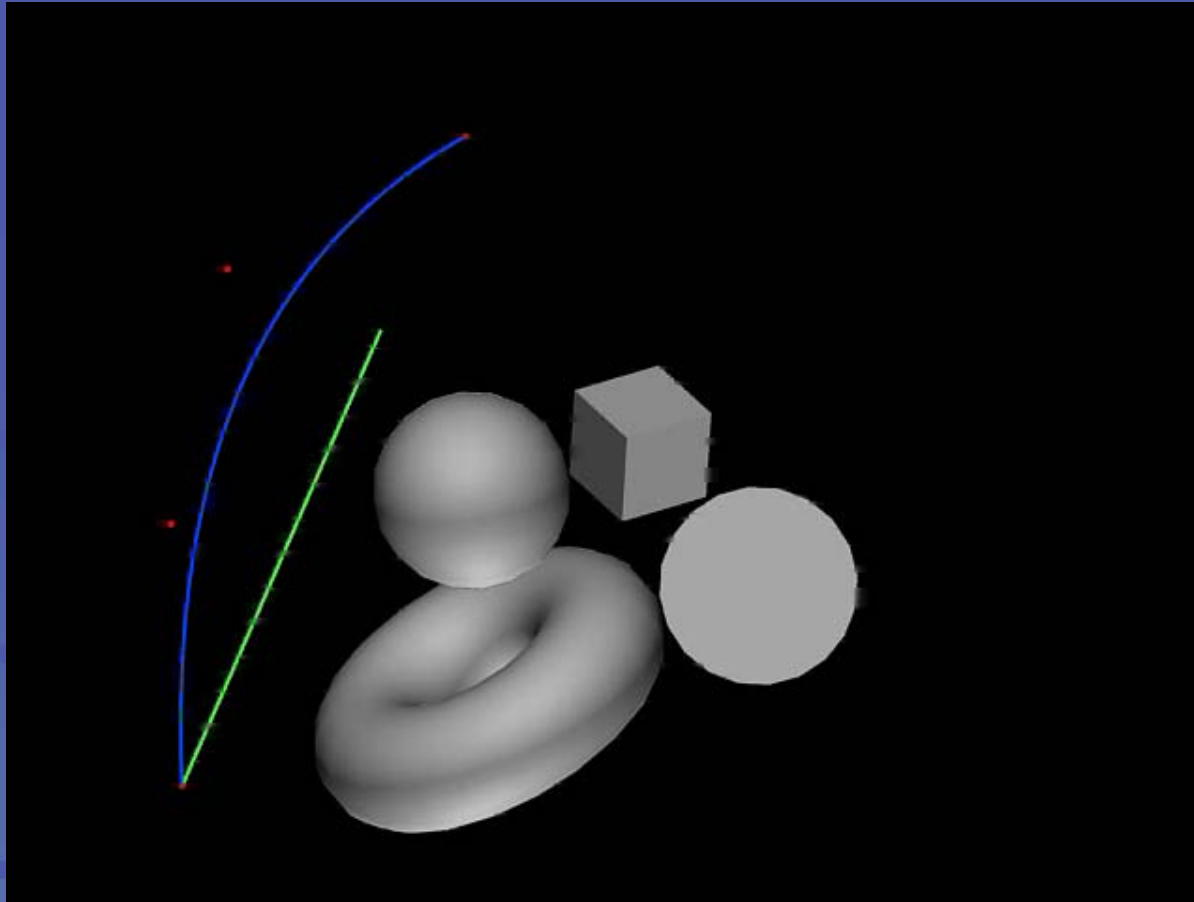
# Cords Workflow

- Generation follows path of guide curve, wrapping around scene geometry
- User positions the guide curve and edits cord properties

# Cords Workflow



SIGGRAPH2004





# Cords Algorithm

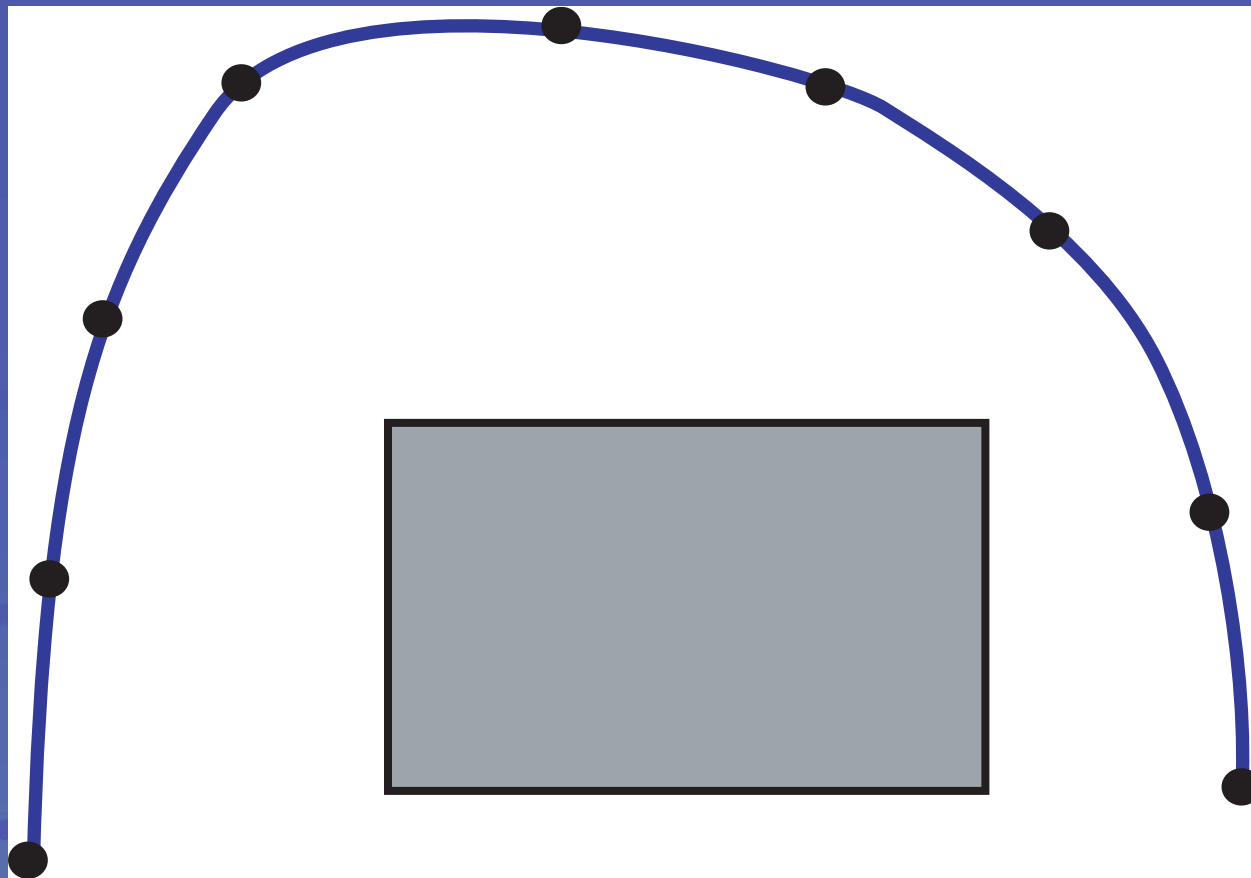
- Initialize Cord to  $f(0)$ .
- Grow the Cord by **stepping** along  $f$ .
  - if (ray from Cord to  $f$  intersects geometry)
    - grow cord to intersection
  - else
    - grow cord by a stiffness factor  $s$  along the ray
- Adjust Cord to given **length, elasticity**.



# Cords Algorithm



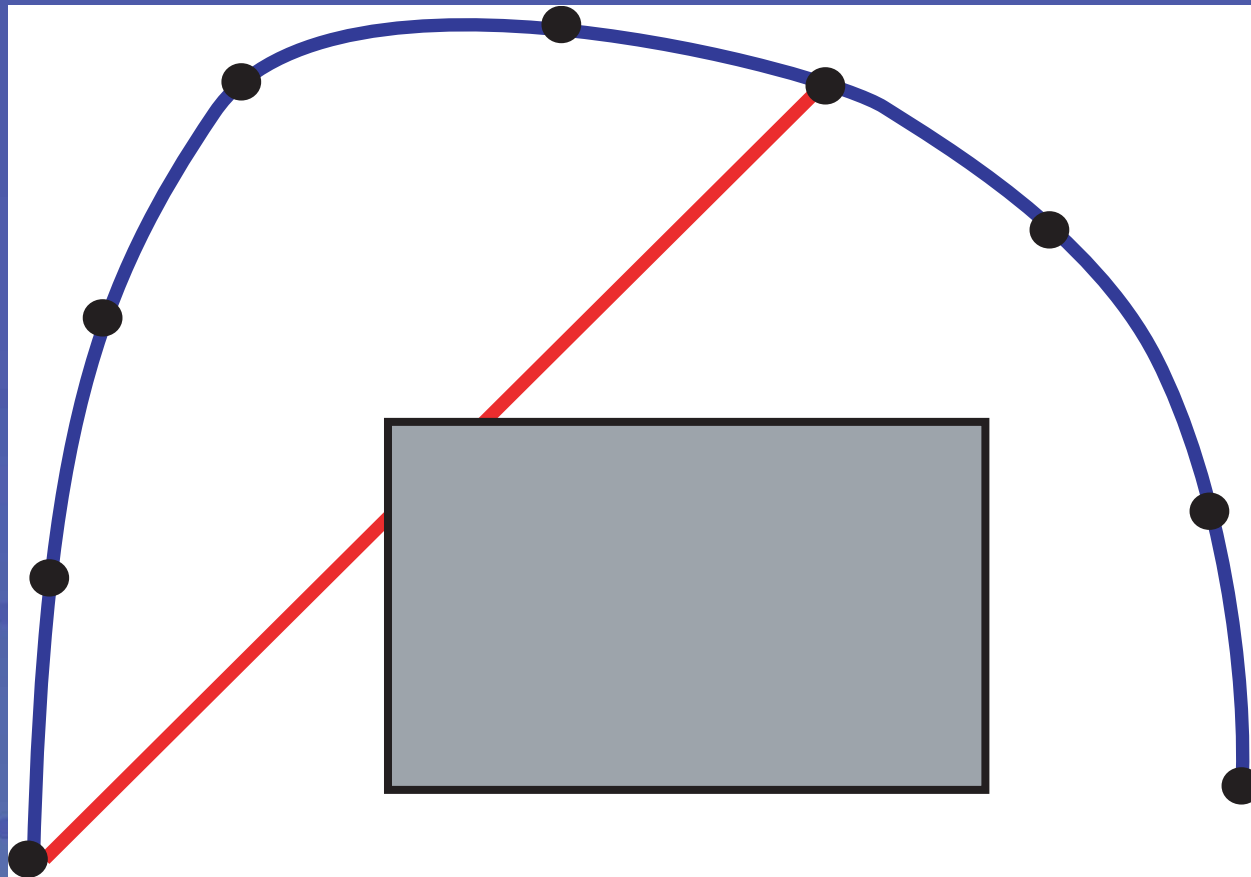
SIGGRAPH2004



# Cords Algorithm



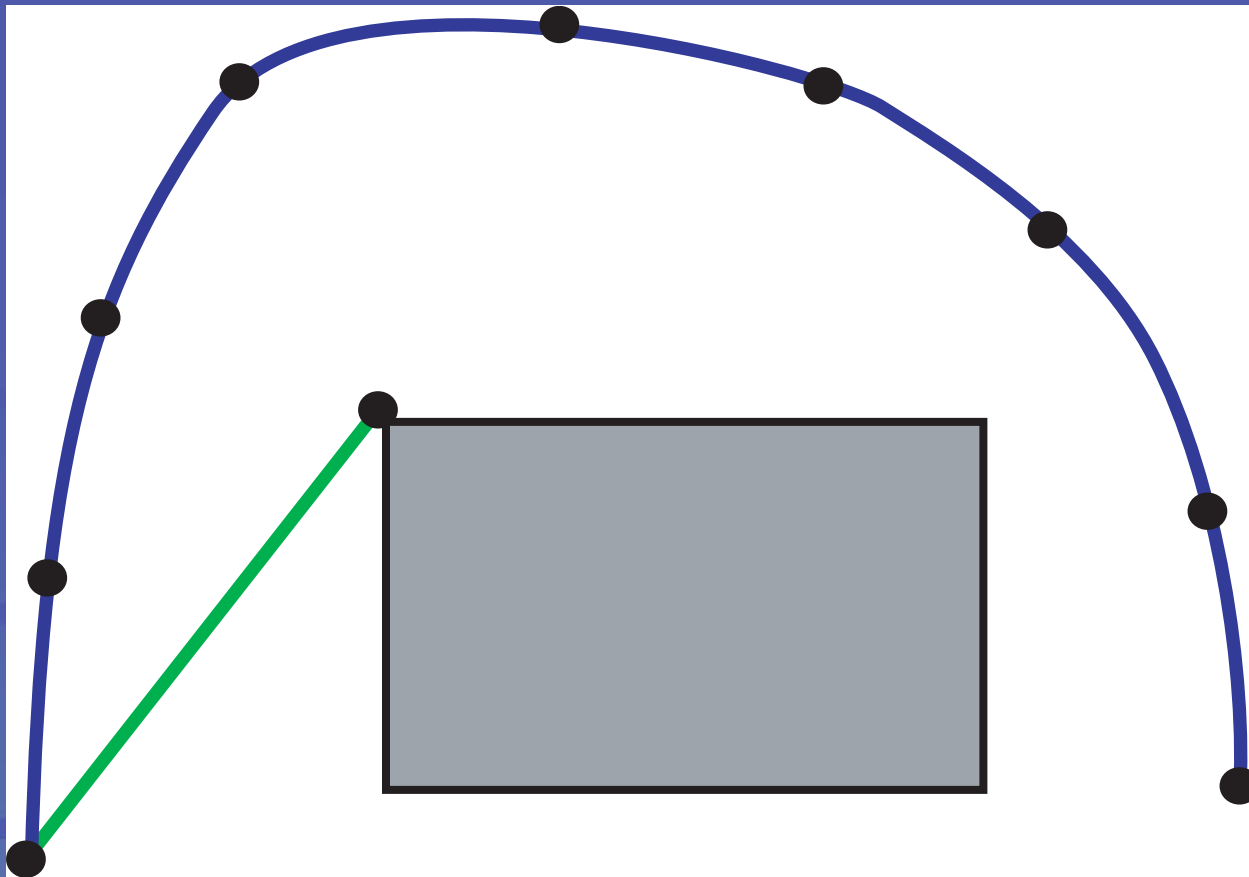
SIGGRAPH2004



# Cords Algorithm



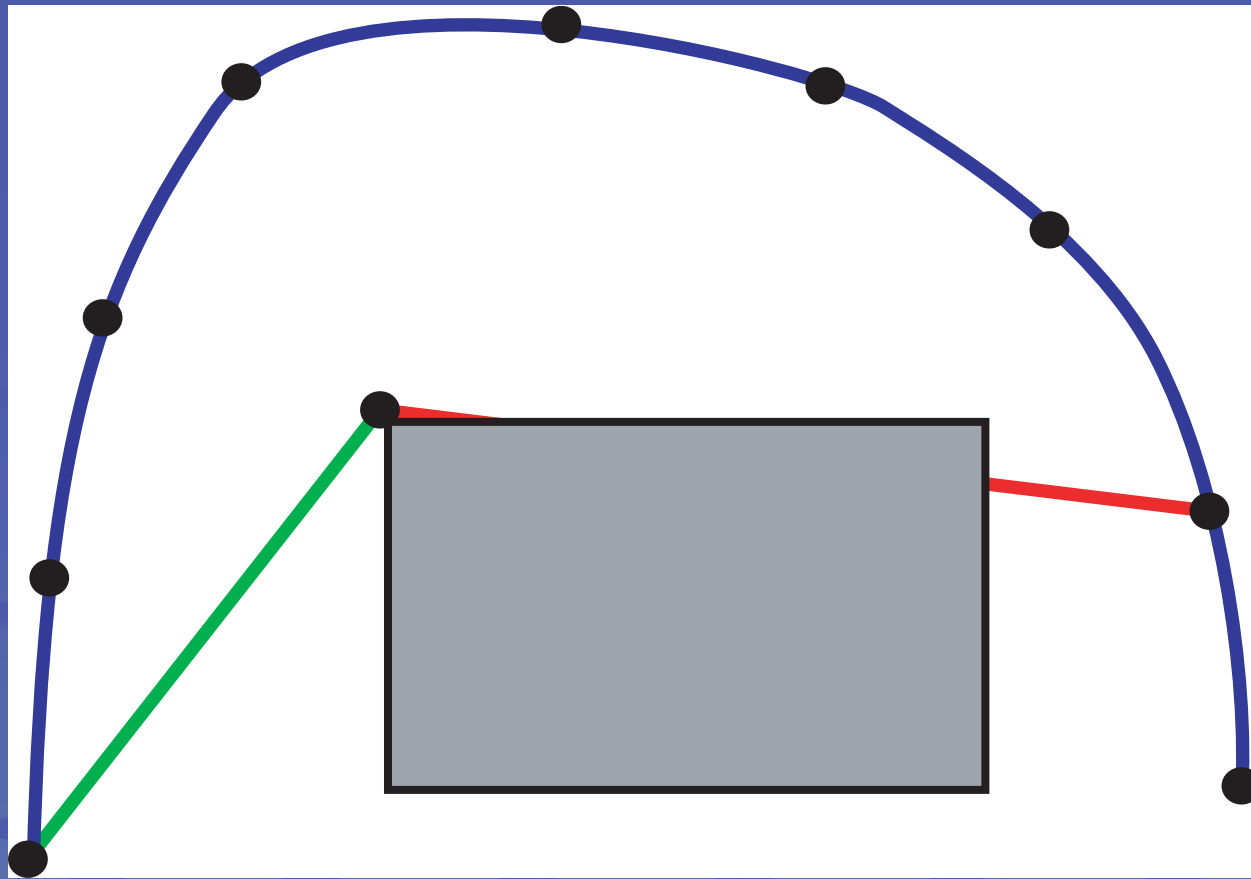
SIGGRAPH2004



# Cords Algorithm



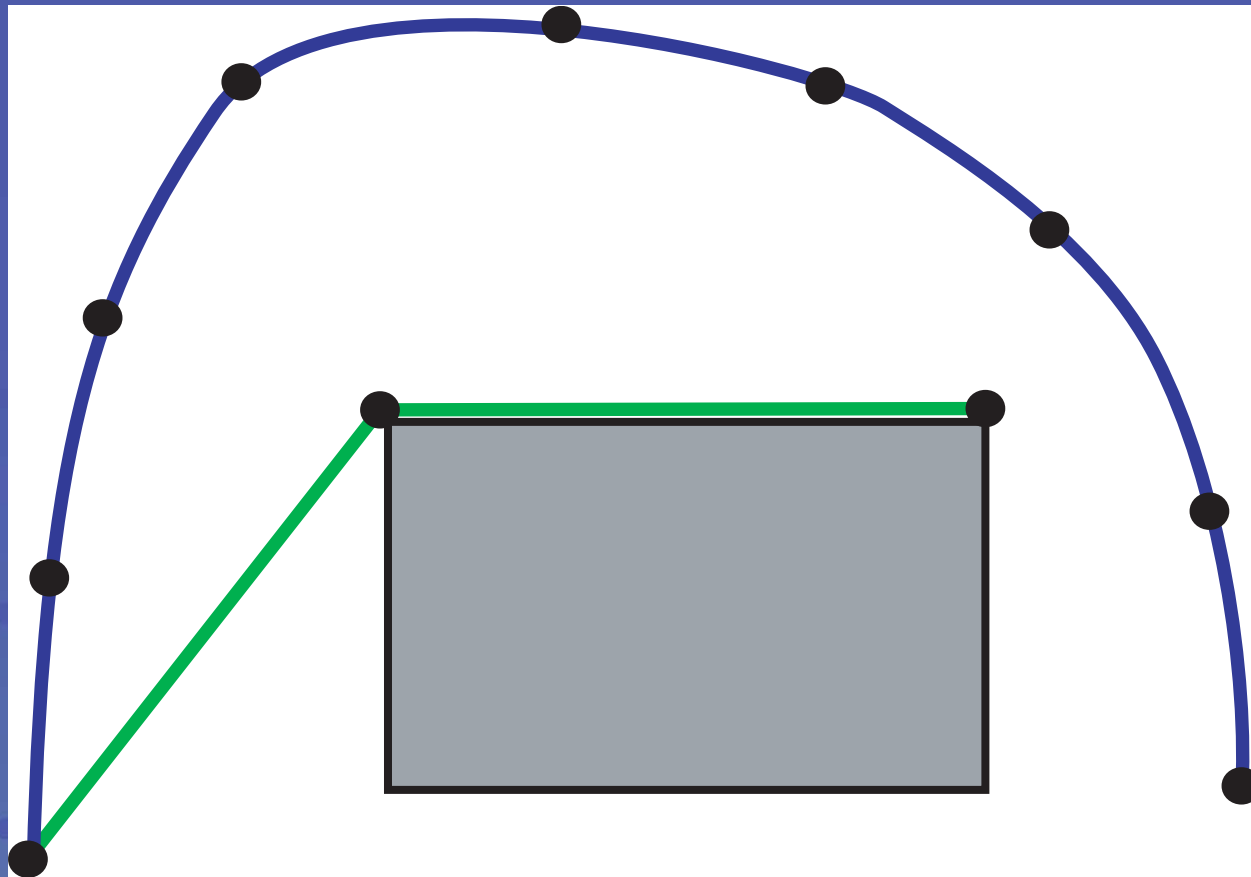
SIGGRAPH2004



# Cords Algorithm



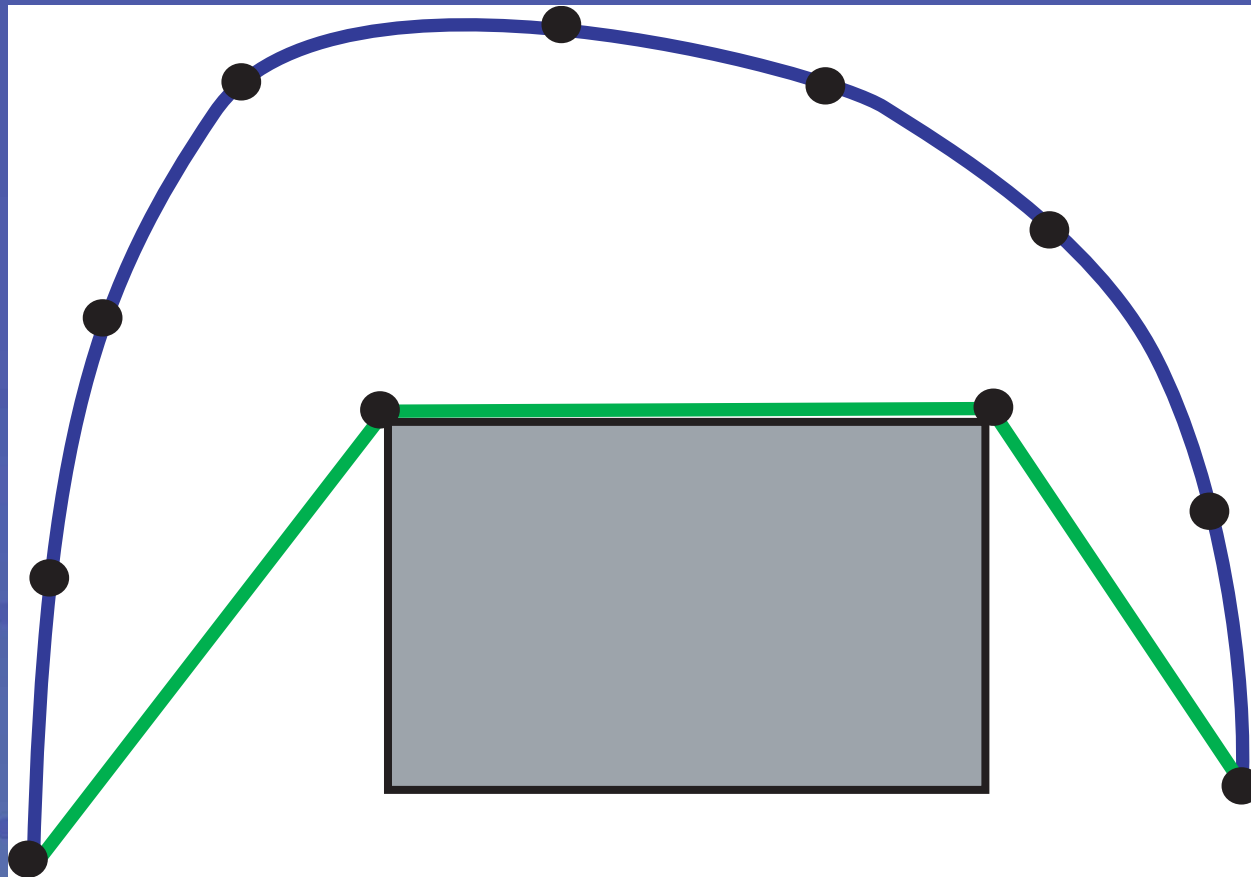
SIGGRAPH2004



# Cords Algorithm



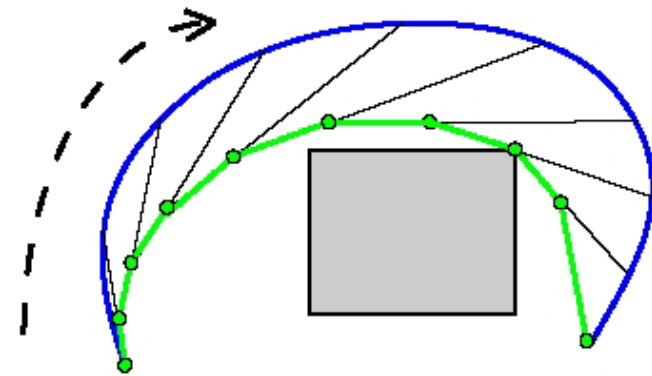
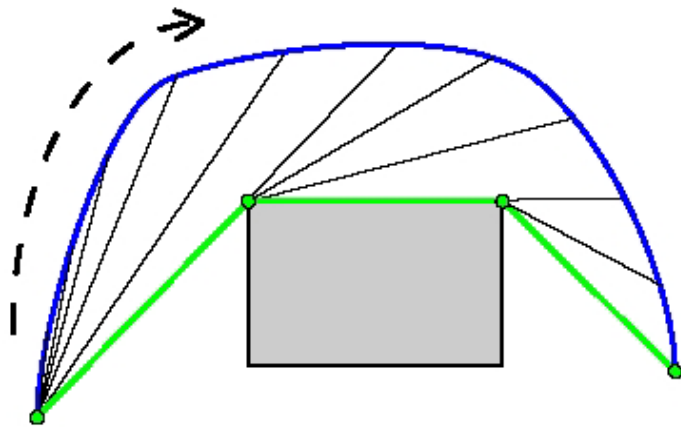
SIGGRAPH2004



# Cords Algorithm



SIGGRAPH2004





# Cords Algorithm

- Adjust Cord to given **length, elasticity**:
  - stretched length**: length to reach  $f(1)$
  - elastic length**: linear interpolation between **length** and **stretched length**

if (**elastic length** < **stretched length**) clip cord  
else extend cord along final tangent
- Maintains continuous response to parameters





# Cords Analysis

- Cords have a piecewise analytic form
  - Regions of “bending:” small linear steps
  - Longer straight regions when intersection found
- Notation for any region:  $p_0, p_1, p_2 \dots$ 
  - First region:  $p_0 = f(0)$



# Cords Analysis

- We want the **stiffness** user parameter to be invariant to the guide curve step size  $\Delta t$ .
- $s = \text{stiffness} * \Delta t$  will accomplish this.
- **stiffness = 0**
  - No proportional steps
  - String-like appearance
- **stiffness = 1**
  - Linear approximation of guide curve
  - Bounds cord shape



# Analytic Form

Proportional step:

$$p_i = p_{i-1} + \Delta t \tilde{a} (f(i\Delta t) - p_{i-1})$$

Recurrence relation:

$$p_m = (1 - \Delta t \tilde{a})^m p_0 + \Delta t \tilde{a} \sum_{i=1}^m f(i\Delta t) (1 - \Delta t \tilde{a})^{m-i}$$



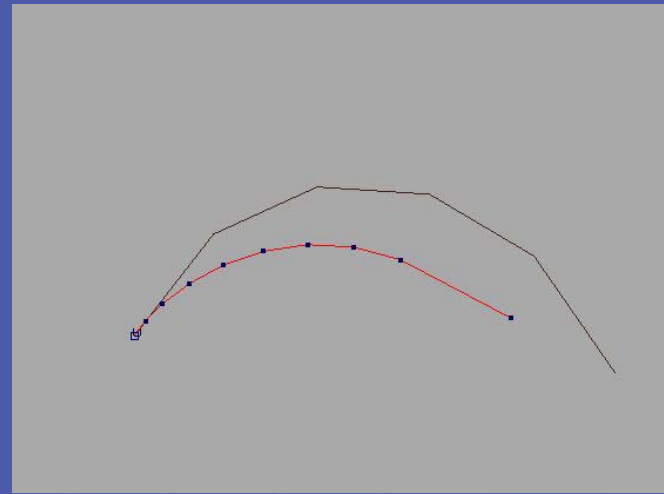
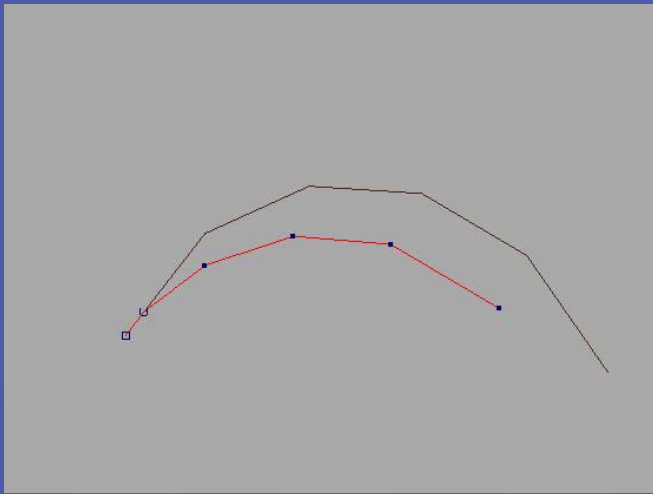
Analytic form as  $\Delta t \rightarrow 0$ :

$$g(t) = e^{-\tilde{a} t} p_0 + \tilde{a} e^{-\tilde{a} t} \int_0^t f(x) e^{\tilde{a} x} dx$$

# Invariance to $\Delta t$



SIGGRAPH2004





SIGGRAPH2004

# Continuity


- G1 continuity at join points, when **stiffness > 0**
- Cord has continuity characteristics of guide curve along bending regions



SIGGRAPH2004

# Wide and Thick Cords

- Replace ray intersection with shape intersection
- Apply parameterized orientation



# Ryan Larkin



SIGGRAPH2004



\*

# Psychorealism and *Ryan*



SIGGRAPH2004







SIGGRAPH2004

# Cords in *Ryan*

- Fit a cubic polynomial curve with uniform parameterization
- Attach paint effects brush strokes that procedurally generate hair effect
- Animators “grew” the hair as it wrapped around characters

# Cords in *Ryan*



SIGGRAPH2004



# Cords in *Ryan*



SIGGRAPH2004



# Cords in *Ryan*



SIGGRAPH2004



# Cords in *Ryan*



SIGGRAPH2004



# Conclusions



SIGGRAPH2004

- Interactive curve primitive with physical appearance properties
- Precise, analytic control for keyframe animation
- Bending and wrapping around 3D scene geometry

# Future Work



SIGGRAPH2004

- Generation algorithms incorporating the analytic form
- Higher order continuity along cord
- Surfaces
- Hybrid models incorporating simulation

# More on *Ryan*



SIGGRAPH2004

Special Electronic Theater Presentation

Chris Landreth, Director

Electronic Theater Hall K

Today, 4:00 pm

Open to all attendees



# Acknowledgments



SIGGRAPH2004

- Chris Landreth and the *Ryan* crew
- DGP Lab at the University of Toronto
- NFB Canada, Seneca College
- MITACS, Alias, Pixar

# More Information




SIGGRAPH2004

Technical Development for Ryan - Jay P Services Seacow

File Edit View Go Bookmarks Tools Help

http://www.dgp.toronto.edu/~patrick/ryanTech/




### Technical Development for *Ryan*

Patrick Coleman and Karan Singh

---

#### Nonlinear projection: how Ryan might see the world

One of the major themes in *Ryan* is that people see the world in unique ways, dependent on their attitudes and life experiences. The character Ryan, having been through drug addiction and alcoholism, offers the chance to explore how different states of mind affect our perception of the space around us. Computer animation software is built upon the rules of linear perspective, but it was necessary to break these rules in subtle ways to express how the characters of *Ryan* see their world. A nonlinear projection system was developed that allows animators to create multiple points of view and combine them in various ways to achieve a desired affect.




[RYAN: Rendering Your Animation Nonlinearly projected. NPAR 2004.](#)

---

#### Cords: tying up the animators

In *Ryan*, the two main characters suffer assaults upon themselves by metaphorical extensions of their own minds. Represented as colorful hairs growing from the character's heads, the shots called for animator control of string-like primitives. Typically, hair and other passive rope-like objects are animated with physical simulations, but this approach is difficult to control when the animated objects are a primary source of motion. Cords address this problem by allowing animators to keyframe animate curves that are restricted to behave like string or wire, with intuitive control properties such as stiffness and elasticity. In addition, cords are procedurally generated such that they appear to wrap around scene geometry. In *Ryan*, cords were used in conjunction with procedural brush strokes generated with maya's paint effects system to animate the hair as it ties up the main characters.



[Cords: Keyframe Control of Curves with Physical Properties. SIGGRAPH 2004 Sketches.](#)

Done

[www.dgp.toronto.edu/~patrick/ryanTech](http://www.dgp.toronto.edu/~patrick/ryanTech)